

Where did the 1997 M.B.,B.S. graduates go ?

I. Introduction

The information contained in this paper is extracted from the Graduate Employment Survey of 1998 to answer the following questions about 1997 Bachelor of Medicine & Bachelor of Surgery graduates who had finished their internships in 1998: -

- . How were they employed six months after graduation ?
- . Of those who pursued further studies, what programmes did they follow ?
- . Of those who were employed full-time, how long did it take them to secure their first job offer ?
- . In which sectors were they employed ?
- . How much did they receive in salary ?
- . What were their areas of specialization ?
- . From which sources did they learn about their job ?

II. Employment Situation in 1997

Out of 147 M.B.,B.S. graduates, 123 responded to our survey, representing a response rate of 84%. Of these, 98% (or 121 graduates) were in full-time employment within six months of graduation. The remaining 1.6% (or 2 graduates) went on for further studies. Nil unemployment was reported. (Table 1)

	M.B.,B.S.						HKU Overall*									
	Total		Male		Female											
	'98	'97	'98	'97	'98	'97	'98	'97	'98	'97						
	No.	%	No.	%	No.	%	No.	%	No.	%						
<i>No. of respondents</i>	123	100	119	100	82	100	90	100	41	100	29	100	2383	100	2272	100
<i>F/T employed</i>	121	98.4	119	100	82	100	90	100	39	95.1	29	100	1701	71.4	1829	80.5
<i>P/T employed seeking F/T job</i>	0	0	0	0	0	0	0	0	0	0	0	0	94	3.9	37	1.6
<i>Unemployed seeking F/T job</i>	0	0	0	0	0	0	0	0	0	0	0	0	157	6.6	53	2.3
<i>Further studies</i>	2	1.6	0	0	0	0	0	0	2	4.9	0	0	413	17.3	339	14.9
<i>Emigration/home country</i>	0	0	0	0	0	0	0	0	0	0	0	0	3	0.1	4	0.2
<i>Not seeking F/T job</i>	0	0	0	0	0	0	0	0	0	0	0	0	15	0.6	10	0.4

Table 1. Employment situation

* HKU overall refers to the figure for the total HKU population and includes M.B.,B.S. and B.D.S. graduates.

Where did the 1997 M.B.,B.S. graduates go ?

III. Further Studies

The graduate who pursued further studies enrolled for a diploma course in Tropical Medicine. Table 2 shows the academic programme pursued & Table 3 shows the source of finance.

Field of Study	Academic Programme
	Diploma
Tropical Medicine	1

No Response = 1

Table 2. Academic programme

Source of Finance	No. of Graduate
Own Funds	1

No Response = 1

Table 3. Source of finance for further studies

IV. Time Taken to Secure Employment

Among those graduates who were in full-time employment, 98% secured their first job offer before the end of July. The figure increased to 100% after December 1998. (Figure 1)

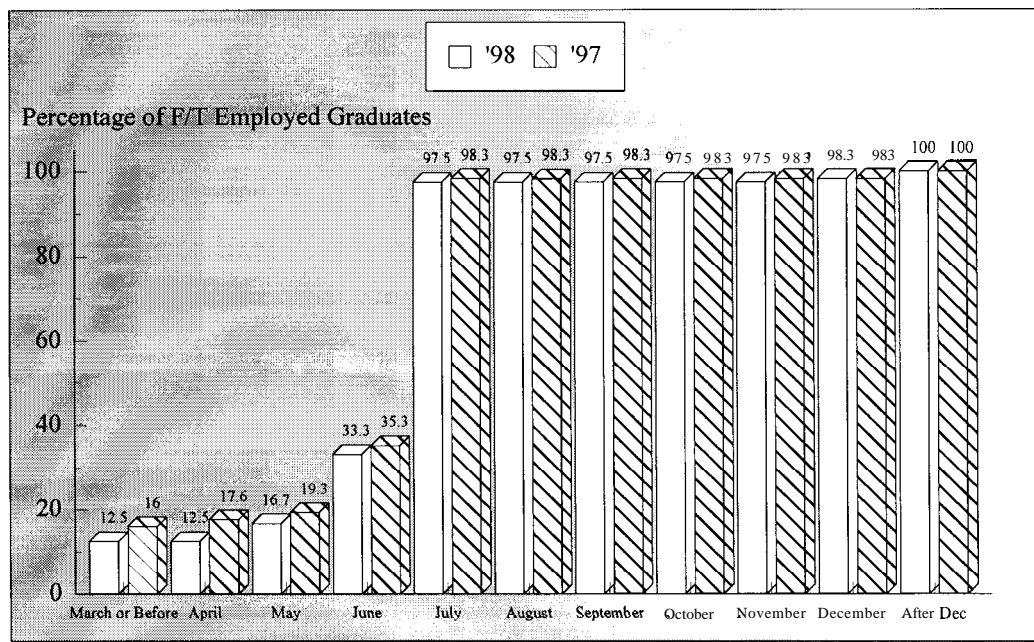
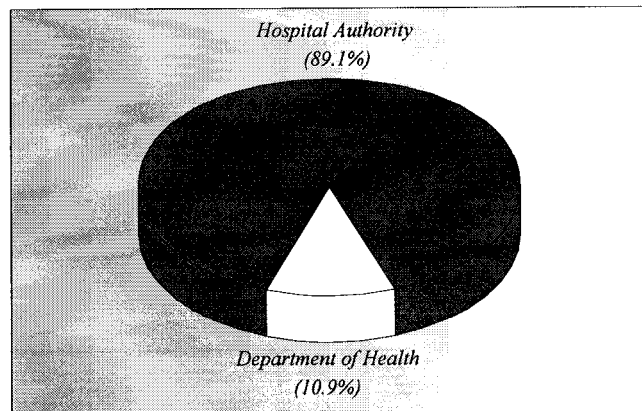


Figure 1. Time taken to secure employment

Where did the 1997 M.B.,B.S. graduates go ?

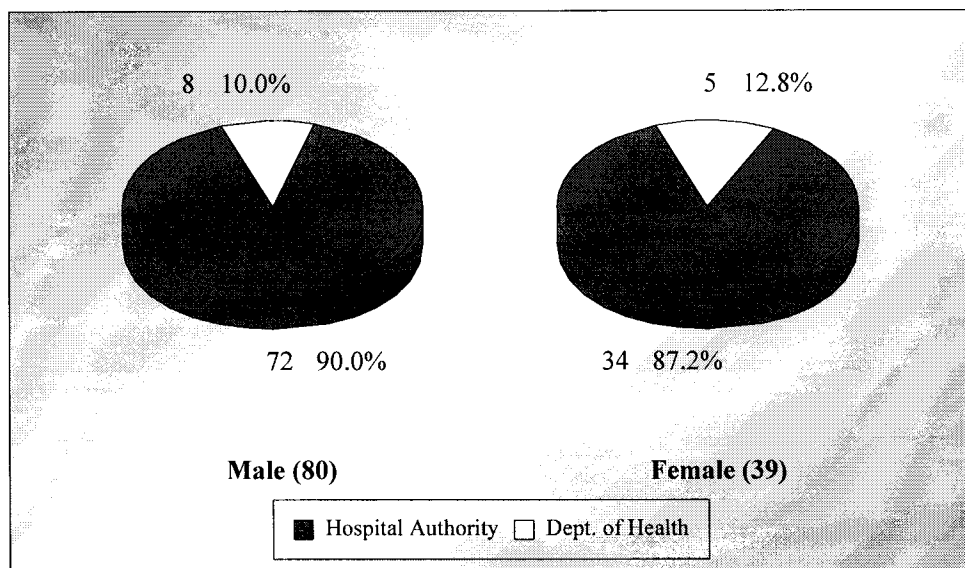
V. Employment Sectors

Most (89% or 106 graduates) of the M.B.,B.S. graduates were employed by the Hospital Authority. The remaining 11% (or 13 graduates) worked in the Department of Health. (Figures 2 & 3)



No Response = 2

Figure 2. Employment sectors



No Response = 2

Figure 3. Employment sectors by sex

Where did the 1997 M.B.,B.S. graduates go ?

VI. Basic Salary and Gross Income

In general, the average income received by 1997 M.B.,B.S. graduates was slightly higher than that of their predecessors in the previous year. (Table 3)

	<i>Basic Salary</i>				<i>Gross Income</i>			
	M.B.,B.S.		HKU Average*		M.B.,B.S.		HKU Average*	
	'98	'97	'98	'97	'98	'97	'98	'97
Mean	\$44,218	\$42,929	\$15,496	\$15,749	\$51,412	\$50,108	\$16,557	\$17,552
Median	\$44,395	\$41,965	\$12,300	\$12,500	\$52,012	\$51,000	\$13,325	\$14,521
Minimum	\$24,000	\$19,850	\$1,000	\$4,400	\$33,000	\$19,850	\$5,000	\$5,000
Maximum	\$58,000	\$59,000	\$58,000	\$59,000	\$59,000	\$62,000	\$59,000	\$74,000

No Response = 11

Table 3. Basic salary and gross income

* HKU average refers to the figure for the total HKU population and includes M.B.,B.S. and B.D.S. graduates.

VII. Areas of Specialization

The graduates' areas of specialization are shown in Table 4.

AREA OF SPECIALIZATION	NO. OF GRADUATES		
	MALE	FEMALE	TOTAL
Accident & Emergency	14 (17.5%)	6 (15.4%)	20 (16.8%)
Anaesthesiology	7 (8.8%)	6 (15.4%)	13 (10.9%)
Family/Public Health	6 (7.5%)	3 (7.7%)	9 (7.6%)
General Practice	4 (5.0%)	1 (2.6%)	5 (4.2%)
Medicine	23 (28.8%)	14 (35.9%)	37 (31.1%)
Obstetrics/Gynaecology	3 (3.8%)	1 (2.6%)	4 (3.4%)
Ophthalmology	1 (1.3%)	1 (2.6%)	2 (1.7%)
Orthopaedics	4 (5.0%)	1 (2.6%)	5 (4.2%)
Paediatrics	2 (2.5%)	3 (7.7%)	5 (4.2%)
Psychiatry	2 (2.5%)		2 (1.7%)
			2 (1.7%)
Radiology/Radiotherapy	10 (12.5%)	2 (5.1%)	12 (10.1%)
Others	2 (2.5%)	1 (2.6%)	3 (2.5%)
TOTAL	80 (100%)	39 (100%)	119 (100%)

No Response = 2

Table 4. Areas of specialization

Where did the 1997 M.B.,B.S. graduates go ?

VIII. Job Lead Sources

The job lead sources of 1997 M.B.,B.S. graduates are shown in Table 5.

JOB LEAD SOURCE	NO. OF GRADUATES
Faculty Job Notices	11 (9.2%)
Careers Education and Placement Centre	1 (0.8%)
Lecturers	1 (0.8%)
Newspapers	1 (0.8%)
Previous Employer	7 (5.8%)
Friends	14 (11.7%)
Own Efforts - Making self-solicited applications	75 (62.5%)
Others	10 (8.3%)
TOTAL	120 (100%)

No Response = 1

Table 5. Job lead sources

Where did the 1997 M.B.,B.S. graduates go ?

- IX.** Similar information on graduates from other disciplines of study are available for reference in the Careers Library. Please enquire with the CEPC.

Careers Education and Placement Centre
3/F Wong Chuang Lai Wah Building
Meng Wah Complex
The University of Hong Kong
Pokfulam Road
Hong Kong

Telephone : 28592314
Fax : 2559 5238
E-Mail : CEPC@HKUCC.HKU.HK
Homepage : <http://www.hku.hk/cepc>

Opening Hours : Monday - Friday (9:00 a.m. to 5:30 p.m.)
Saturday (9:00 a.m. to 12:00 p.m.)

Cindy Chan

May, 1999

The analysis is based on information provided by the respondents, and the Careers Education & Placement Centre should not be held responsible for any errors arising therefrom.

No part of this report may be reproduced in any form or by whatever means,
without written permission from the Director of the Careers Education and Placement Centre,
The University of Hong Kong